



File was found and ready to download!

UPDATED 14 HOUES AGO

Fastest Source: [usenet.nl](#)

Click the **download button** and select one of the found **cloud sources**.

6.4



2865 VIEWS

Download 

 SECURE SCANNED

You need to [log in](#) before you can post comments.



Navigation

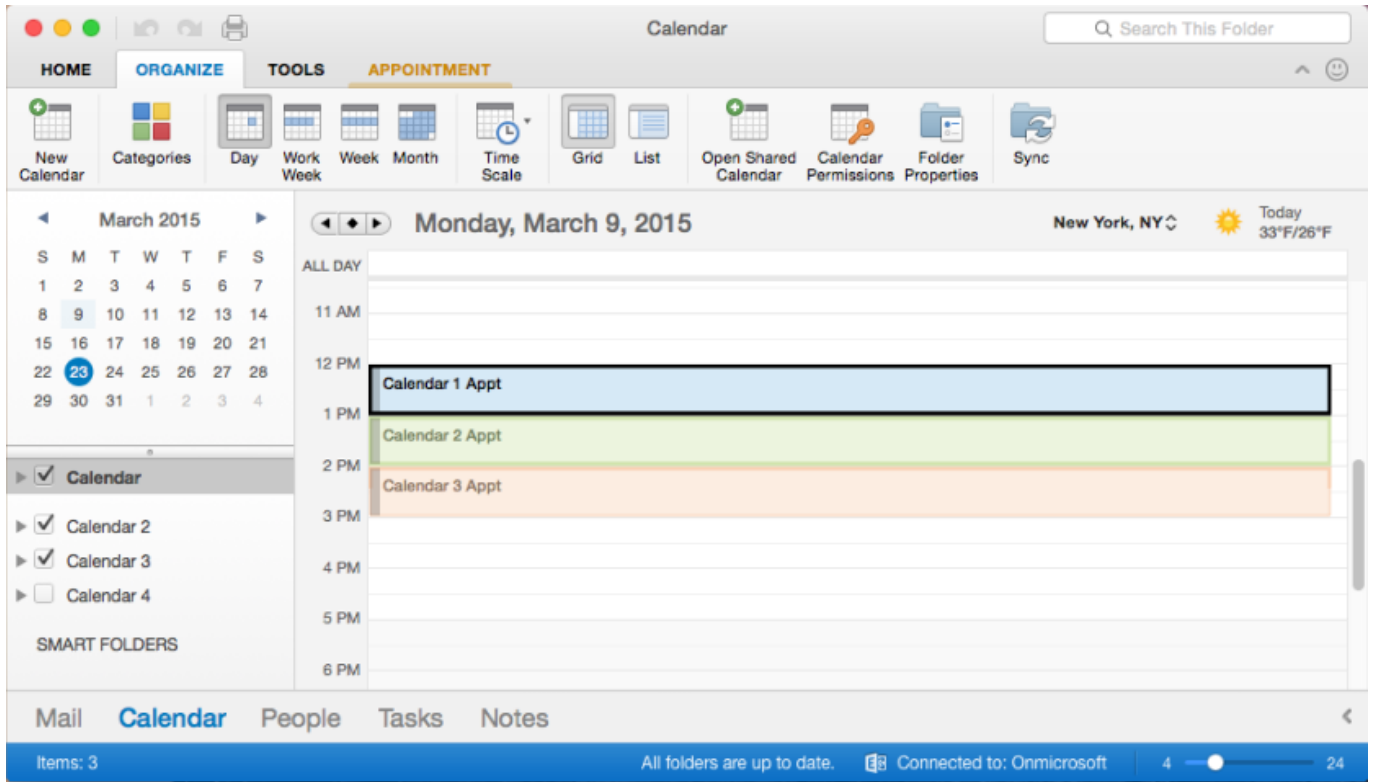


Registration



FAQ

[Outlook Time Zone Data Update Tool For Mac](#)



[Outlook Time Zone Data Update Tool For Mac](#)



File was found and ready to download!

UPDATED 14 HOUES AGO

Fastest Source: [usenet.nl](#)

Click the **download button** and select one of the found **cloud sources**.

6.4



2865 VIEWS

Download 

 SECURE SCANNED

You need to [log in](#) before you can post comments.




Navigation



Registration



FAQ

” Then click the map to choose a time zone If your Mac says that it's unable to determine your current location:Choose Apple menu  > System Preferences, then click Security & Privacy.. These settings control how dates and times are displayed in the Finder and apps.. (The settings are dimmed when locked )In the Date & Time pane, make sure that ”Set date and time automatically” is selected and your Mac is connected to the internet.

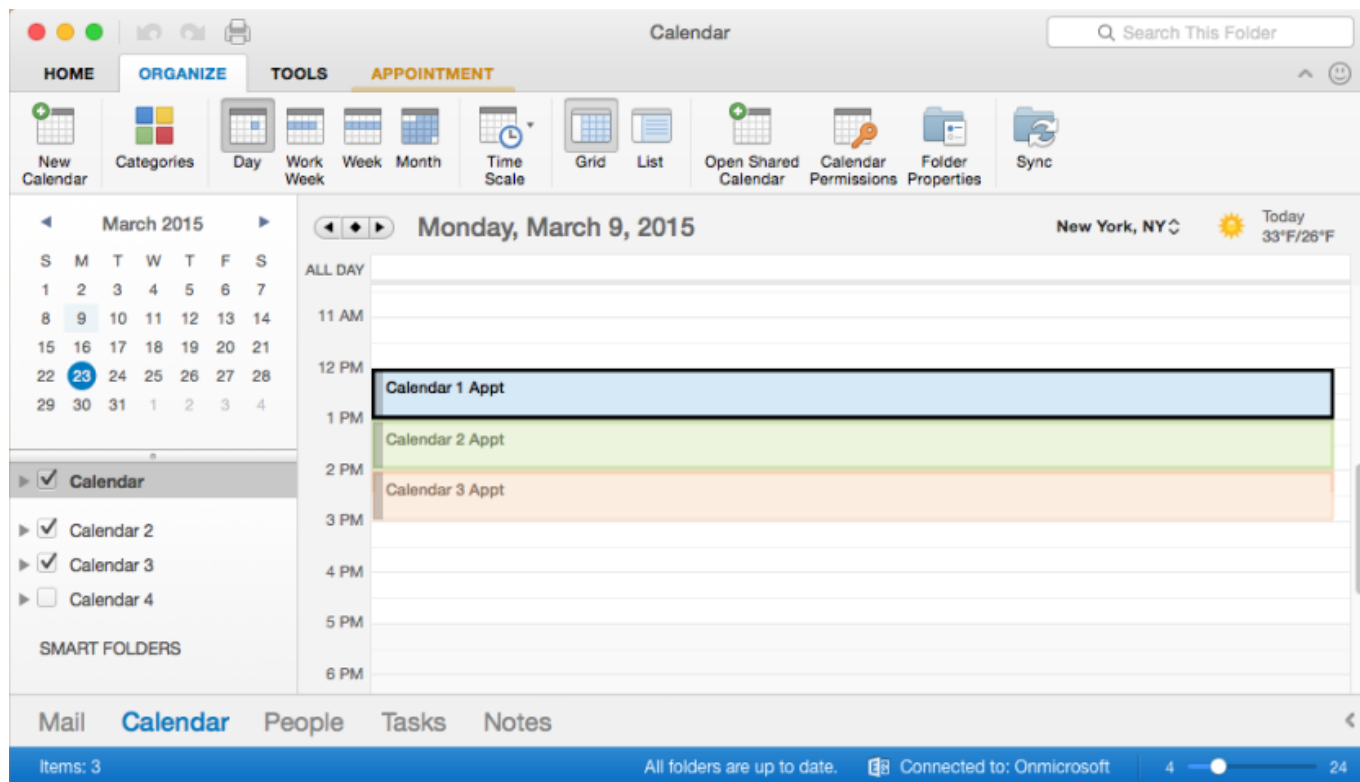
1. [outlook time zone data update tool](#)
2. [does outlook update time zones](#)

Your Mac can then get the current date and time from the network time server selected in the adjacent menu.. This tool can also be used if you permanently move to a different time zone In the Time Zone pane, make sure that ”Set time zone automatically using current location” is selected and your Mac is connected to the internet.. Make sure that the Region menu is set correctly for your region Use the ”Time format” checkbox to control whether your Mac displays time in the 24-hour format.. Click the lock in the corner of the window, then enter your administrator password to unlock the settings.. If you don't have an internet connection, or you want to set the date and time manually, deselect ”Set date and time automatically.

## outlook time zone data update tool

outlook time zone data update tool, how to update outlook time zone, does outlook update time zones [Download Free Opener For Mac](#)

If you don't have an internet connection or you want to set the time zone manually, deselect ”Set time zone automatically using current location.. If any settings have been changed, you can click the Restore Defaults button in each pane to use the default settings for your region.. ” You can then click today's date on the calendar, drag the clock's hands to the correct time, or use the fields above the calendar and clock to enter the date and time. [Free Program Vue Cornucopia 3d Bundle Collection Rapidshare](#)





[Live Security Platinum Virus Removal Tool Free Download](#)


---

## does outlook update time zones

### [Winrar Crack Full Download](#)

If you don't have an internet connection or you want to set the time zone manually, deselect "Set time zone automatically using current location.. From the Privacy pane, select "Enable Location Services " Scroll down to the bottom of the list of apps and services, then click the Details button next to System Services.. Then click Save Check Time Zone preferencesChoose Apple menu  > System Preferences, then click Date & Time.. " Then click the map to choose a time zone Choose Apple menu  > System Preferences, then click Date & Time. [E-Geforce 8600 Gt Driver For Mac](#)

### [Silvercrest Web Camera Driver 120215](#)

(The settings are dimmed when locked )In the Time Zone pane, make sure that "Set time zone automatically using current location" is selected and your Mac is connected to the internet.. Make sure that the checkbox for time zone is selected Check Language & Region preferencesChoose Apple menu  > System Preferences, then click Language & Region.. Check Date & Time preferencesOutlook For Mac Update HistoryIf you are using Outlook 2003 or previous or if your Calendar still holds items created in Outlook 2003 or previous, you can use the Time Zone Data Update Tool (or the 64-bit version) to update these items accordingly.. For advanced formatting options, click the Advanced button, then check the settings in the Dates pane and Times pane.. Click the lock in the corner of the window, then enter your administrator password to unlock the settings.  
0041d406d9 [Bitdefender Total Security 2013 Serial Key Free](#)

0041d406d9

### [3Ds Max Keygen Download](#)